

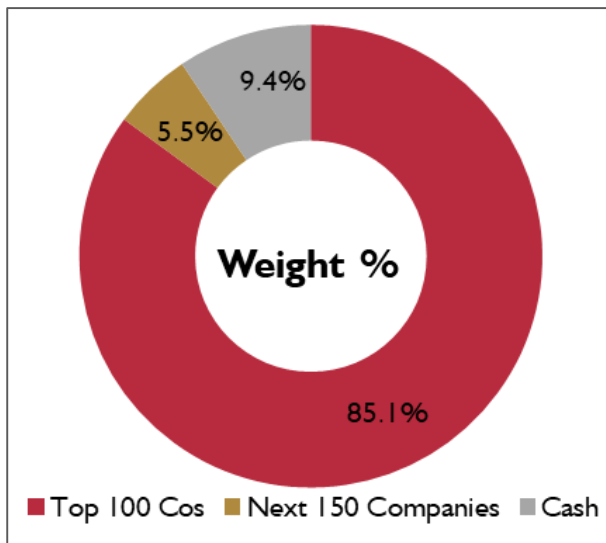
Plutus Legacy Portfolio



November 2019

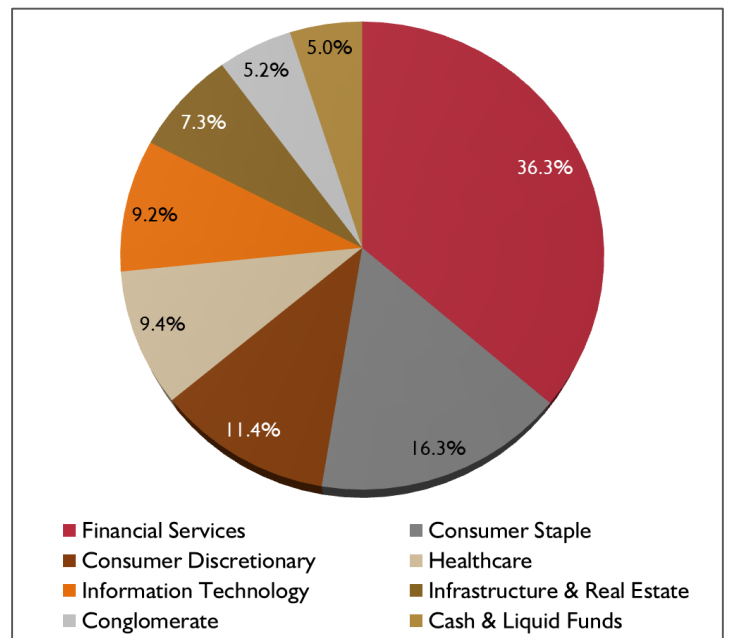
Investment Strategy

Portfolio strategy focused on investing into businesses with established leadership, operating in industries with a large addressable opportunity that presents an opportunity for sustainable, profitable growth.



Sector* Allocation

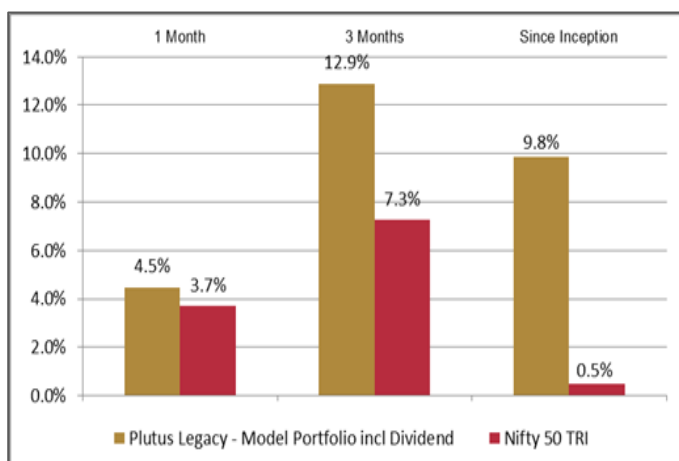
Model Portfolio weight: 31-Oct-2019



Holdings: Model Portfolio: 31st October 2019

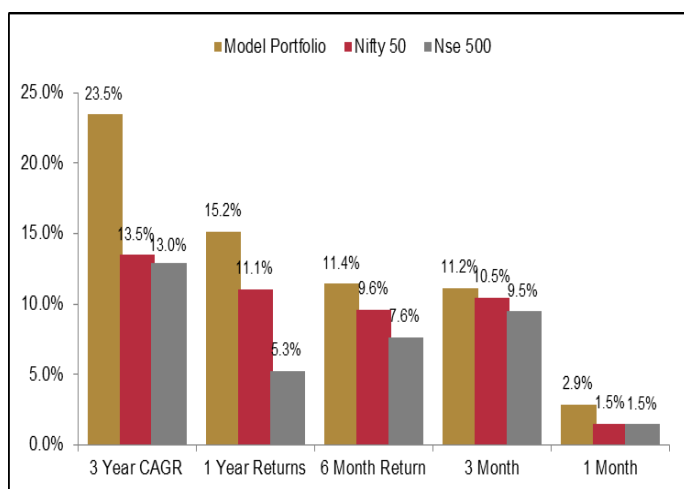
Company Name	Industry	Sector
HDFC Bank Ltd.	Financial Services	Bank - Private
Kotak Mahindra Bank Ltd.	Financial Services	Bank - Private
Housing Development Finance Corp. Ltd.	Financial Services	Finance - Housing
Bajaj Finance Ltd.	Financial Services	Finance - NBFC
ICICI Prudential Life Insurance Co. Ltd.	Financial Services	Life Insurance
SBI Life Insurance Company Ltd.	Financial Services	Life Insurance
Jubilant FoodWorks Ltd.	Consumer Discretionary	Consumer Discretionary - Food
Asian Paints Ltd.	Consumer Discretionary	Consumer Discretionary - Construction
Nestle India Ltd.	Consumer Staple	Consumer Staple - FMCG
Hindustan Unilever Ltd.	Consumer Staple	Consumer Staple - FMCG
Colgate-Palmolive (India) Ltd.	Consumer Staple	Consumer Staple - FMCG
Tata Consultancy Services Ltd.	Information Technology	IT - Software
Infosys Ltd.	Information Technology	IT - Software
Biocon Ltd.	Healthcare	Pharmaceuticals & Drugs
Divis Laboratories Ltd.	Healthcare	Pharmaceuticals & Drugs
Larsen & Toubro Ltd.	Infrastructure & Real Estate	Infrastructure

Performance: Model Portfolio: 31st October 2019



Performance Ratios

	5 Months till 31-Oct-19 (Since Inception)	Model Portfolio	Benchmark (Nifty50 TRI)
Absolute Returns		9.8%	0.5%
Standard Deviation		-	-
Excess Returns over benchmark		-	9.3%

Performance – Back tested returns**Performance Ratios (back tested)**

3 Years	Model Portfolio	Nifty50	NSE 500
CAGR Return	23.5%	13.5%	13.0%
Std Dev	13.7%	13.9%	14.4%
Model Portfolio's Ratios compare to Benchmark			
Excess Return		10.0%	10.5%
Information Ratio		1.36	1.42
Beta		0.84	0.81
Tracking Error		7.3%	7.4%
Max Drawdown	-7.7%	-6.4%	-8.8%
TTR	5	9	9

Comparison with NIFTYSector Allocation - Portfolio V/s Nifty as on 31st October 2019

Industry - Broad	Nifty Weightage (%)	Portfolio Weight %
Financial Services	39.5%	36.3%
Consumer Staple	9.9%	16.3%
Consumer Discretionary	2.8%	11.4%
Healthcare	2.2%	9.2%
Information Technology	13.0%	7.3%
Infrastructure & Real Estate	3.7%	5.2%
Conglomerate	10.2%	5.0%
Commodity & Material	5.3%	-
Automobile & Ancillaries	6.1%	-
Utility	4.2%	-
Telecommunication	1.8%	-
Agricultural	0.7%	-
Logistic	0.6%	-
Cash	-	9.4%
Grand Total	100.0%	100.0%

Notes:

Portfolio weights as on 31 October 2019

*Sectors are reclassified as per the business of company by TrustPlutus Research.

Returns are excluding dividends and expenses and thus compared with Nifty50 and Not TRI index.

Past performance of back tested allocation is for illustration purpose and neither reflects the actual portfolio return nor is it a guarantee for future returns. Equity returns are subject to market risk and the principal amount of investment is not guaranteed.

Model Portfolio's back tested returns are under assumption that the weights allocated in the portfolio three years back would have been same as allocated weights for the portfolio at inception(31st May 2019). Current allocation to the companies listed during the past three years were invested in cash & cash equivalent at 6% p.a. return on daily basis and was used for the initial allocation on day of listing.

Investors should evaluate the risks of investing in investment products and should consult with their investment advisor(s) before considering an investment.

DISCLAIMER: TrustPlutus Wealth Managers (India) Private Limited & TrustPlutus Family Office & Investment Advisers (India) Private Limited (hereinafter referred as TrustPlutus) declare that the data and analysis provided herein is provided for informational purposes. The information contained in this analysis has been obtained from various sources and reasonable care has been taken to ensure sources of data to be accurate and reliable. TrustPlutus is not responsible for any error or omission in the data or for any losses suffered on account of information contained in this analysis. While TrustPlutus has taken due care to ensure that all information provided is accurate however the company neither guarantees/warrants the sequence, accuracy, completeness, or timeliness of the aforesaid report. Neither TrustPlutus nor its affiliates or their directors, employees, agents or representatives, shall be responsible or liable in any manner, directly or indirectly, for views or opinions expressed in this analysis or the contents or any systemic errors or discrepancies herein or for any decisions or actions taken in reliance on the analysis. TrustPlutus does not take any responsibility for any clerical, computational, systemic or other errors in comparison analysis. TrustPlutus Family Office & Investment Advisers (I) Pvt Ltd is registered with the Securities and Exchange Board of India ("SEBI") under the SEBI Investment Advisers Regulations 2013 bearing registration code number INA000000S57. The Advisory Services are being provided under the said license.

Please do write to us in case you need any further information.