

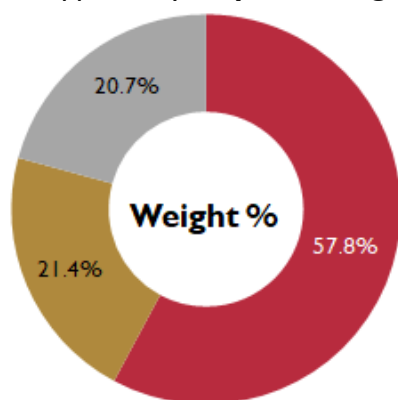
# Plutus Opportunities



June 2020

## Investment Strategy

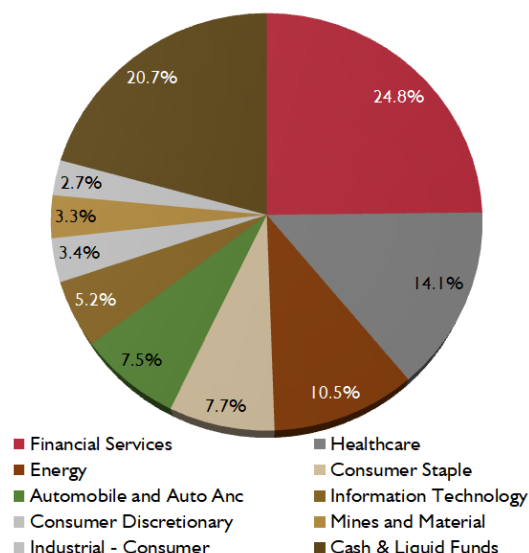
Portfolio strategy focused on investing into established businesses operating in industries **with large addressable opportunities** that present an opportunity for **profitable growth**.



■ Top 100 Cos ■ Next 150 Companies ■ Cash

## Sector\* Allocation

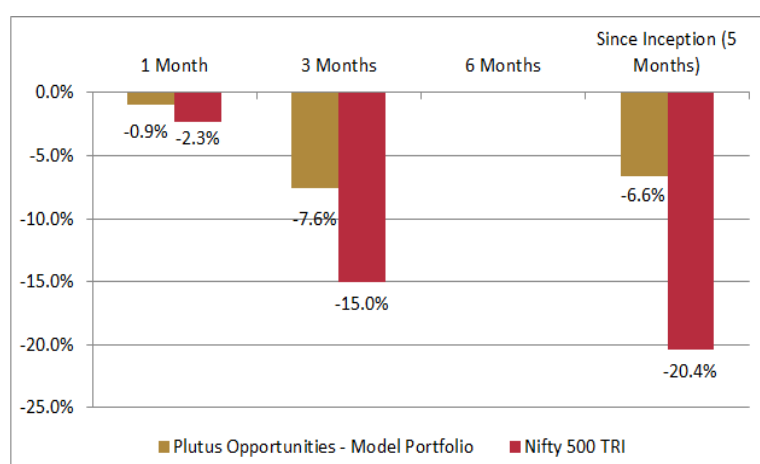
Model Portfolio weight: 31<sup>st</sup> May, 2020



## Holdings: Model Portfolio: 31<sup>st</sup> May, 2020

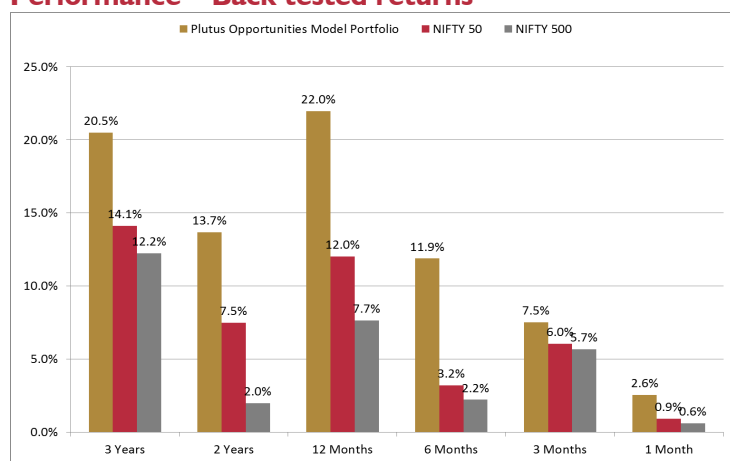
Company Name	Industry	Sector
Bajaj Auto Ltd.	Automobile and Auto Anc	Automobiles - 2 Wheeler
Maruti Suzuki India Ltd.	Automobile and Auto Anc	Automobiles - 4 Wheeler
Pidilite Industries Ltd.	Consumer Discretionary	Adhesives
United Spirits Ltd.	Consumer Staple	Alcoholic Beverages
United Breweries Ltd.	Consumer Staple	Alcoholic Beverages
Petronet LNG Ltd.	Energy	Gas Distribution
Gujarat Gas Ltd.	Energy	Gas Distribution
Muthoot Finance Ltd.	Financial Services	Finance - NBFC
Cholamandalam Investment & Finance Co Ltd.	Financial Services	Finance - NBFC
City Union Bank Ltd.	Financial Services	Old Private Banks
ICICI Bank Ltd.	Financial Services	Private Banks
Kotak Mahindra Bank Ltd.	Financial Services	Private Banks
HDFC Life Insurance Company Ltd.	Financial Services	Insurance
Abbott India Ltd.	Healthcare	MNC Pharmaceuticals
Sanofi India Ltd.	Healthcare	MNC Pharmaceuticals
Biocon Ltd.	Healthcare	Specialty Pharmaceuticals

## Performance: Model Portfolio: 31<sup>st</sup> May, 2020



## Performance Ratios

5 Months (31 <sup>st</sup> May 20 Since Inception)	Model Portfolio	Benchmark (Nifty500 TRI)
Absolute Returns	-6.6%	-20.4%
Standard Deviation	-	-
Excess Returns over benchmark	-	13.8%

**Performance – Back tested returns****Performance Ratios (back tested till 31<sup>st</sup> Dec, 2019)**

3 Years	Portfolio	Nifty50	Nifty 500
Return	20.5%	14.1%	12.2%
Std Dev	10.8%	12.4%	13.2%
Portfolio's Ratios compare to Benchmark			
Excess Return		6.4%	8.3%
Information Ratio		0.90	2.40
Beta		0.70	0.72
Tracking Error		7.06%	3.44%
Max Drawdown	-7.0%	-6.4%	-8.8%
TTR	7	8	16

**Comparison with NSE NIFTY 500 Index**Sector\* Allocation - Portfolio V/s NSE NIFTY 500 as on 31<sup>st</sup> May, 2020

Industry - Broad	NSE NIFTY 500 Weightage (%)	Portfolio Weight %
Financial Services	29.7%	24.8%
Healthcare	6.4%	14.1%
Energy	5.3%	10.5%
Consumer Staple	11.3%	7.7%
Automobile and Auto Anc	5.4%	7.5%
Information Technology	11.7%	5.2%
Consumer Discretionary	5.1%	3.4%
Mines and Material	5.1%	3.3%
Industrial - Consumer	0.8%	2.7%
Conglomerate	8.4%	-
Infrastructure and Realty	3.5%	-
Industrial	3.3%	-
Telecommunications	2.6%	-
Agricultural	1.0%	-
Transport and Logistic	0.5%	-
Third party Services	0.1%	-
Cash	-	20.7%
<b>Grand Total</b>	<b>100.0%</b>	<b>100.0%</b>

**Notes:**

- Portfolio weights as on 31<sup>st</sup> May 2020.
- \*Sectors are reclassified as per the business of company by TrustPlutus Research.
- Back Tested returns are excluding dividends and expenses and thus compared with Nifty500 and Not TRI indices.
- Past performance of back tested allocation is for illustration purpose and neither reflects the actual portfolio return nor is it a guarantee for future returns. Equity returns are subject to market risk and the principal amount of investment is not guaranteed.
- Model Portfolio's back tested returns are under assumption that the weights allocated in the portfolio three years back would have been same as allocated weights for the portfolio at inception (31<sup>st</sup> Dec 2019). Current allocation to the companies listed during the past three years were invested in cash & cash equivalent at 7% p.a. return on daily basis and was used for the initial allocation on day of listing.
- Investors should evaluate the risks of investing in investment products and should consult with their investment advisor(s) before considering an investment.

DISCLAIMER: TrustPlutus Wealth Managers (India) Private Limited & TrustPlutus Family Office & Investment Advisers (India) Private Limited (hereinafter referred as TrustPlutus) declare that the data and analysis provided herein is provided for informational purposes. The information contained in this analysis has been obtained from various sources and reasonable care has been taken to ensure sources of data to be accurate and reliable. TrustPlutus is not responsible for any error or omission in the data or for any losses suffered on account of information contained in this analysis. While TrustPlutus has taken due care to ensure that all information provided is accurate however the company neither guarantees/warrants the sequence, accuracy, completeness, or timeliness of the aforesaid report. Neither TrustPlutus nor its affiliates or their directors, employees, agents or representatives, shall be responsible or liable in any manner, directly or indirectly, for views or opinions expressed in this analysis or the contents or any systemic errors or discrepancies herein or for any decisions or actions taken in reliance on the analysis. TrustPlutus does not take any responsibility for any clerical, computational, systemic or other errors in comparison analysis. TrustPlutus Family Office & Investment Advisers (I) Pvt Ltd is registered with the Securities and Exchange Board of India ("SEBI") under the SEBI Investment Advisers Regulations 2013 bearing registration code number INA000000557. The Advisory Services are being provided under the said license. The consent of the investor is mandatory before execution of any transaction.