

# Plutus Opportunities



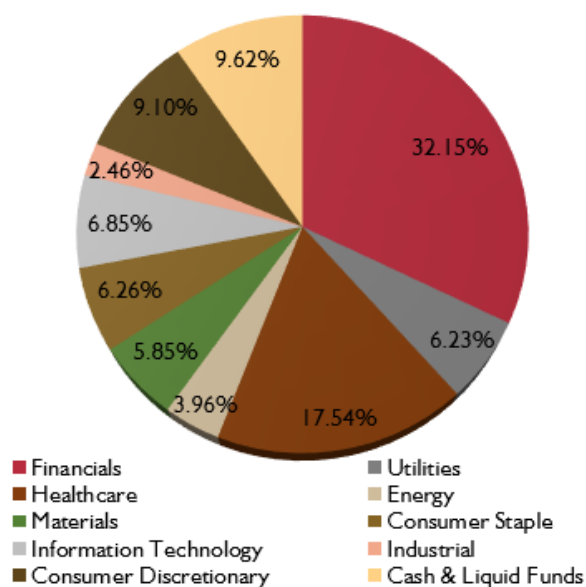
October 2020

## Investment Strategy

Portfolio strategy focused on investing into established businesses operating in industries with large addressable opportunities that present an opportunity for profitable growth.

## Sector\* Allocation

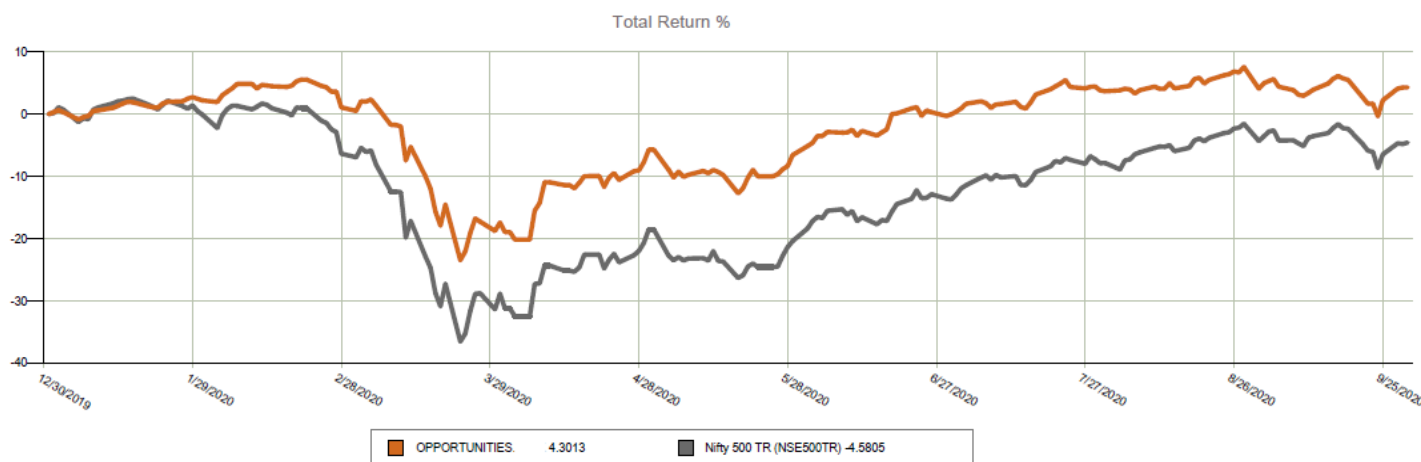
Model Portfolio weight: 30-Sept-2020



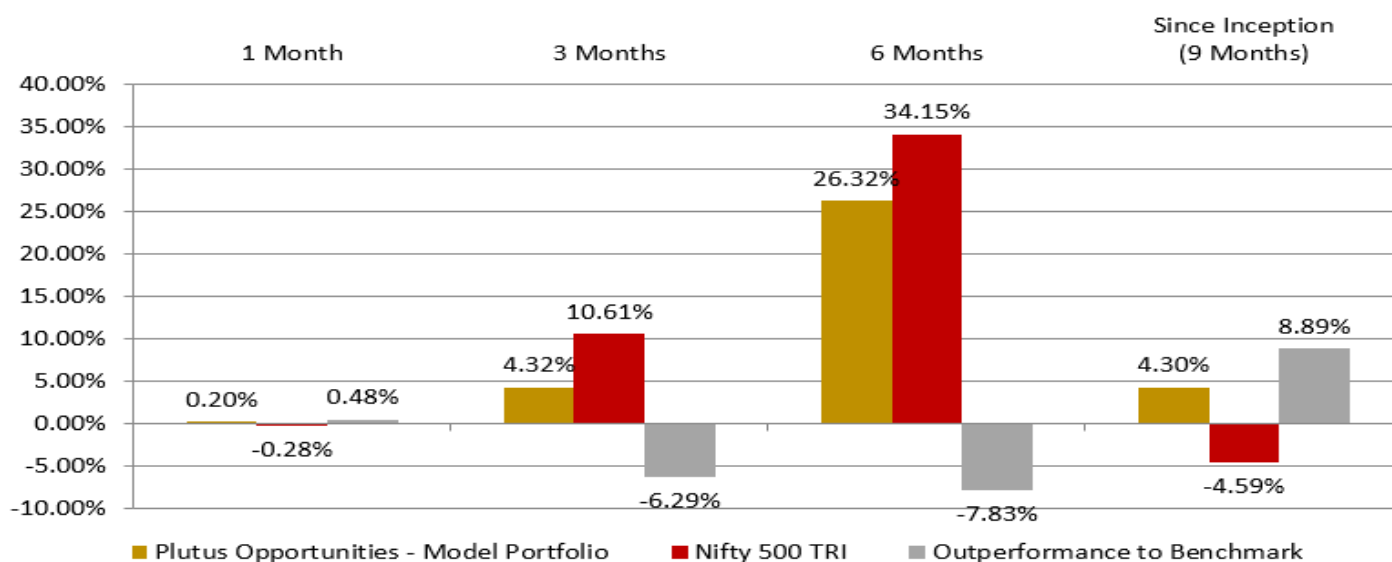
## Top 10 Holdings: Model Portfolio (30 September, 2020)

Company Name	Industry
Muthoot Finance Ltd.	Financials
Biocon Ltd.	Healthcare
HCL Technologies Ltd.	Information Technology
Gujarat Gas Ltd.	Utilities
ICICI Bank Ltd.	Financials
Kotak Mahindra Bank Ltd.	Financials
United Spirits Ltd.	Consumer Staples
Petronet LNG Ltd.	Energy
HDFC Ltd.	Financials
Cholamandalam Finance Ltd.	Financials

## Performance Graph since Inception (30 September, 2020)



## Performance: Model Portfolio: 30-September-2020

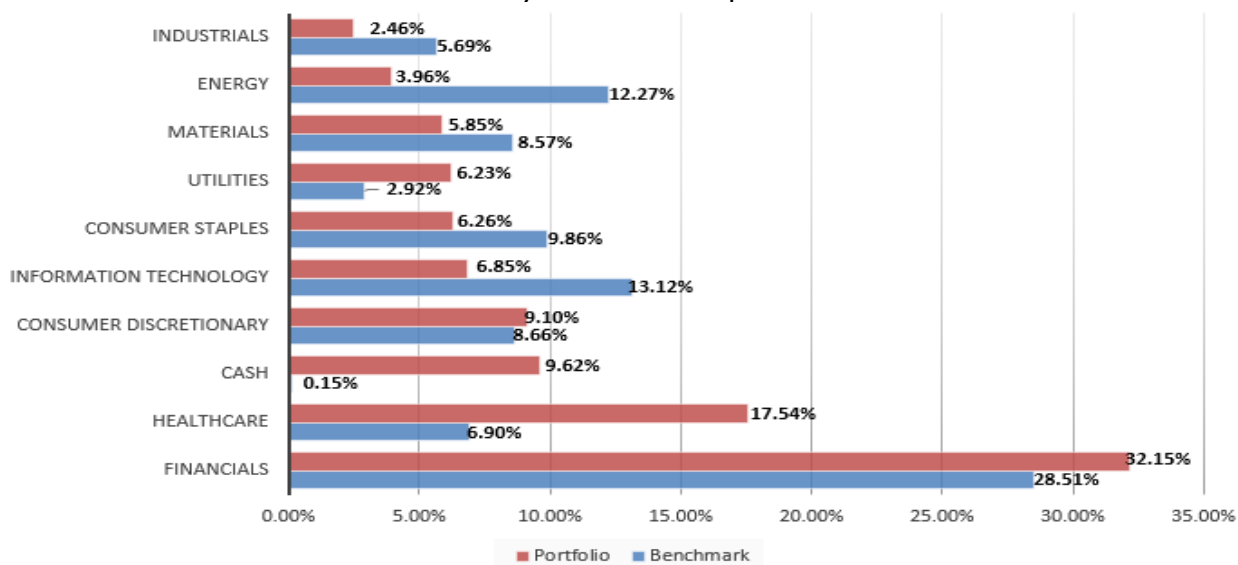


**Risk Ratios (As on 30<sup>th</sup> September 2020)**

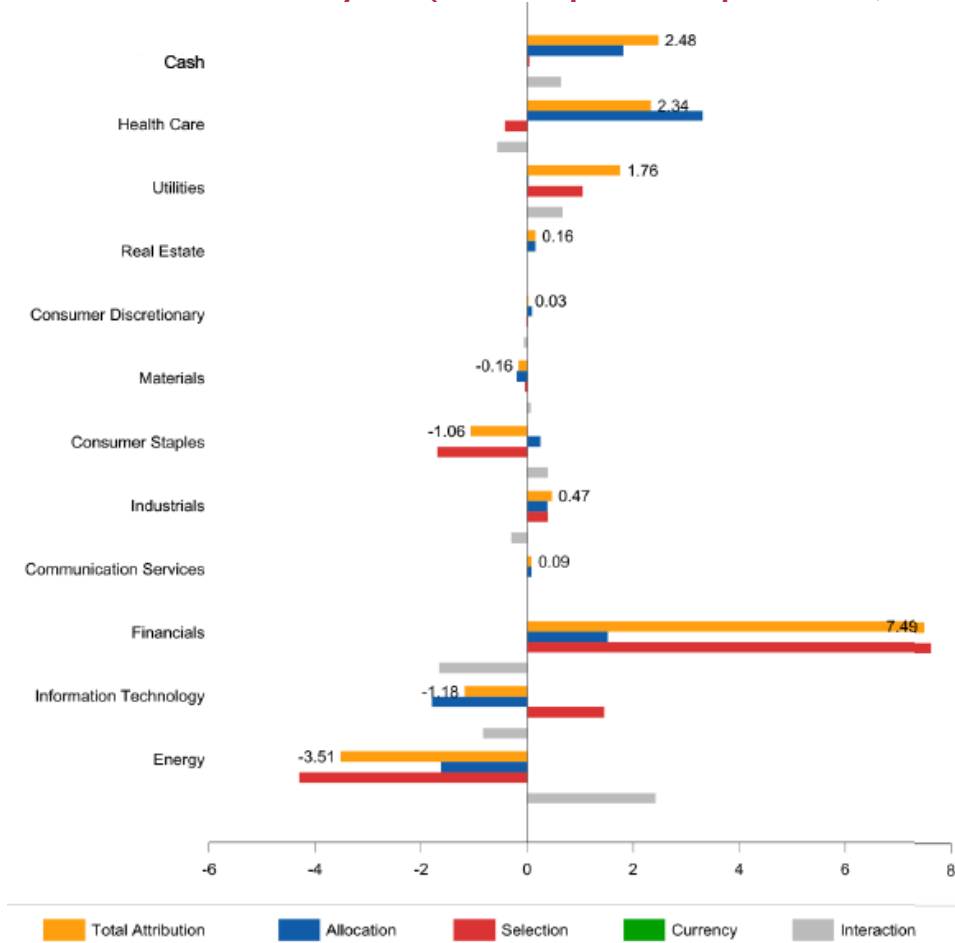
Ratio	3 month		6 month		Since Inception	
	Portfolio	Benchmark	Portfolio	Benchmark	Portfolio	Benchmark
Standard Deviation (Annualized)	14.49	16.33	19.25	23.89	25.01	32.88
Downside Risk (Annualized)	11.43	12.81	13.42	16.94	19.96	26.16
Sharpe Ratio	1.04	2.85	2.99	3.35	0.16	-0.18
Jensen Alpha	-20.91	-	-0.83	-	8.29	-
Information Ratio	-2.60	-	-1.17	-	0.83	-
Treynor Measure	0.20	-	0.79	-	0.06	-
Beta	0.77	-	0.73	-	0.72	-
Correlation	0.87	-	0.91	-	0.95	-

**Comparison with NIFTY 500\*\***

Sector Allocation – Model Portfolio V/s Nifty 500 as on 30 September 2020



**Sectoral Attribution Analysis\*\* (Since inception till September 30, 2020)**



**Portfolio Attribution Summary\*\* (Since inception till September 30, 2020)**

Active Returns	8.91
Allocation Effect	4.01
Selection Effect	4.09
Interaction Effect	0.80

**Notes:**\*Sectors have been classified as per GICS performance standards. \*\*The Motilal Oswal Nifty 500 fund has been used as a proxy index for 'Comparison with Nifty 500' and 'Attribution Analysis' tables. Investors should evaluate the risks of investing in investment products and should consult with their investment advisor(s) before considering an investment.

DISCLAIMER: TrustPlutus Wealth Managers (India) Private Limited & TrustPlutus Family Office & Investment Advisers (India) Private Limited (hereinafter referred as TrustPlutus) declare that the data and analysis provided herein is provided for informational purposes. The information contained in this analysis has been obtained from various sources and reasonable care has been taken to ensure sources of data to be accurate and reliable. TrustPlutus is not responsible for any error or omission in the data or for any losses suffered on account of information contained in this analysis. While TrustPlutus has taken due care to ensure that all information provided is accurate however the company neither guarantees/warrants the sequence, accuracy, completeness, or timeliness of the aforesaid report. Neither TrustPlutus nor its affiliates or their directors, employees, agents or representatives, shall be responsible or liable in any manner, directly or indirectly, for views or opinions expressed in this analysis or the contents or any systemic errors or discrepancies herein or for any decisions or actions taken in reliance on the analysis. TrustPlutus does not take any responsibility for any clerical, computational, systemic or other errors in comparison analysis. TrustPlutus Family Office & Investment Advisers (I) Pvt Ltd is registered with the Securities and Exchange Board of India ("SEBI") under the SEBI Investment Advisers Regulations 2013 bearing registration code number INA000000557. The Advisory Services are being provided under the said license. The consent of the investor is mandatory before execution of any transaction.