



Plutus Legacy

Opportunity to invest in businesses with established leadership and growth

April 2023



Investment Strategy

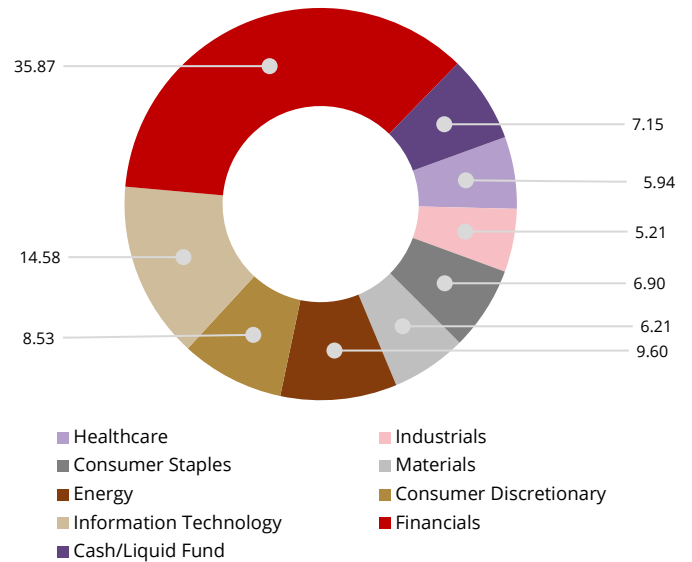
Portfolio strategy focused on investing into businesses with established leadership, operating in industries with a large addressable opportunity that presents an opportunity for sustainable, profitable growth.

Top 10 Holdings: Model Portfolio (31 March 2023)

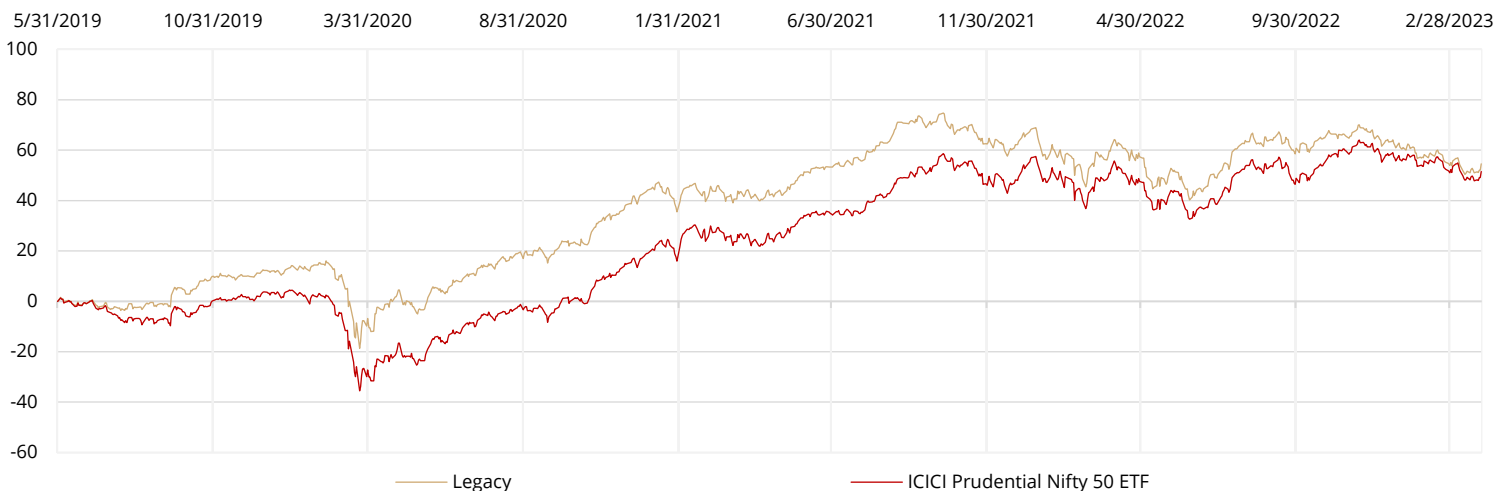
| Company Name | Industry |
|-------------------------------|------------------------|
| ICICI Bank Ltd | Financials |
| HDFC Bank Ltd | Financials |
| Reliance Industries Ltd | Energy |
| Infosys Ltd | Information Technology |
| Axis Bank Ltd | Financials |
| State Bank Of India | Financials |
| Hindustan Unilever Ltd | Consumer Staples |
| Larsen & Toubro Ltd | Industrials |
| HCL Technologies Ltd | Information Technology |
| Tata Consultancy Services Ltd | Information Technology |

Sector* Allocation

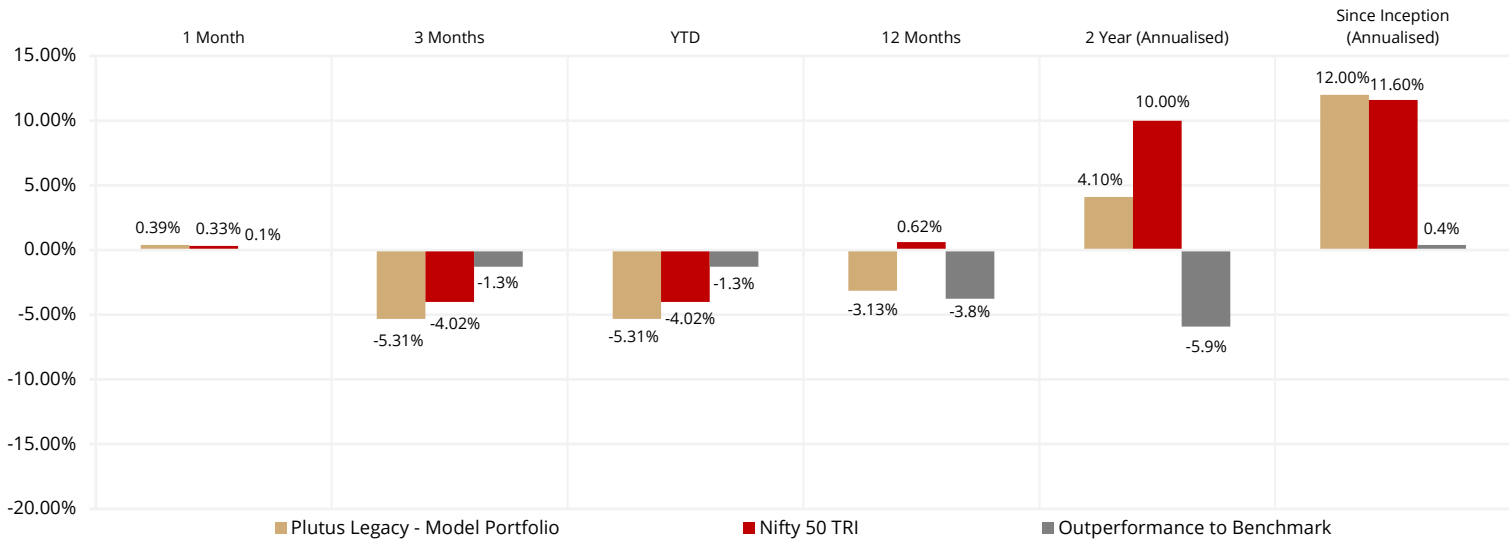
Model Portfolio weight: 31 March 2023



Performance Graph Since Inception (31 March 2023)



Performance: Model Portfolio: 31 March 2023

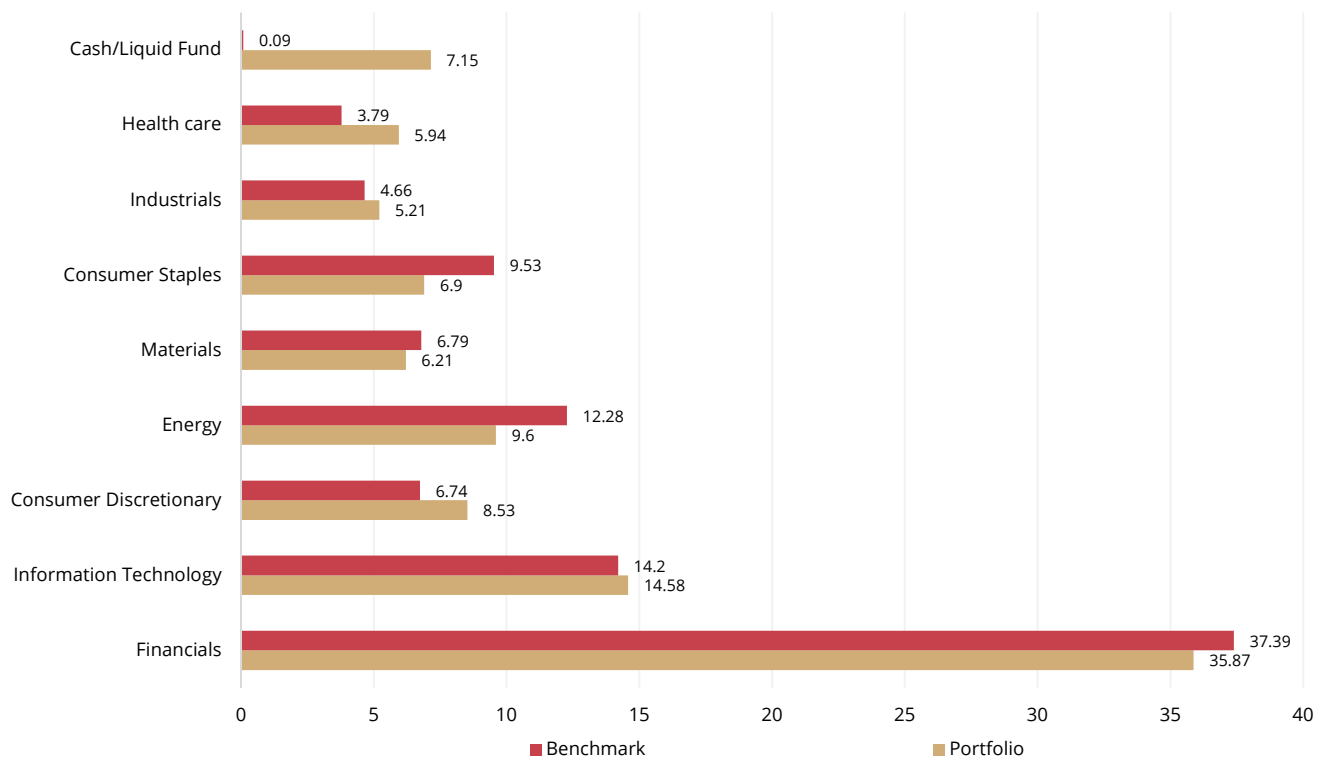


Risk Ratios** (As on 31 March 2023)

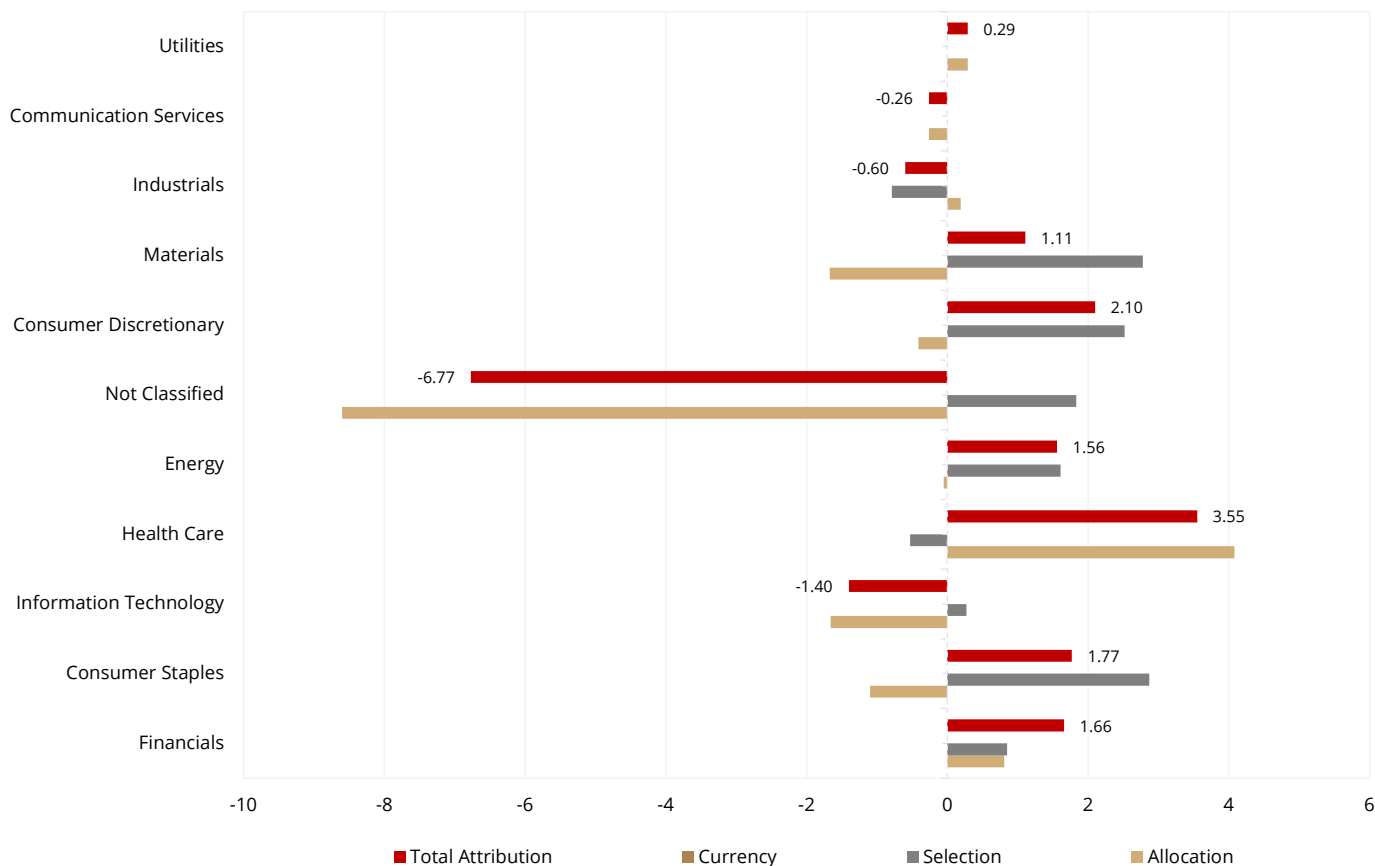
| Ratio | 3 month | | 6 month | | 1 year | |
|---------------------------------|-----------|-----------|-----------|-----------|-----------|-----------|
| | Portfolio | Benchmark | Portfolio | Benchmark | Portfolio | Benchmark |
| Standard Deviation (Annualized) | 10.82 | 11.68 | 10.76 | 11.81 | 13.81 | 14.64 |
| Downside Risk (Annualized) | 7.44 | 7.98 | 7.49 | 8.18 | 9.73 | 10.30 |
| Sharpe Ratio | -2.38 | -1.81 | -1.26 | -0.17 | -0.57 | -0.27 |
| Jensen Alpha | -6.76 | - | -11.78 | - | -4.28 | - |
| Information Ratio | -1.83 | - | -3.73 | - | -0.94 | - |
| Treynor Measure | -0.29 | - | -0.15 | - | -0.09 | - |
| Beta | 0.90 | - | 0.88 | - | 0.91 | - |
| Correlation | 0.97 | - | 0.97 | - | 0.96 | - |

Comparison with NIFTY 50**

Sector Allocation – Model Portfolio V/s Nifty 50 as on 31 March 2023



Sectoral Attribution Analysis** (Since inception till 31 March 2023)



Portfolio Attribution Summary** (Since inception till 31 March 2023)

Active Returns (Absolute)

3.01

Allocation Effect

-8.38

Selection Effect

11.39

Notes: *Sectors have been classified as per GICS performance standards. **The ICICI Nifty 50 ETF has been used as a proxy index for 'Risk Ratios', 'Comparison with Nifty 50' and 'Attribution Analysis' tables. Investors should evaluate the risks of investing in investment products and should consult with their investment advisor(s) before considering an investment.

Disclaimer: TrustPlutus Wealth (India) Private Limited & TrustPlutus Family Office & Investment Advisers (India) Private Limited (hereinafter referred as TrustPlutus) declare that the data and analysis provided herein is provided for informational purposes. The information contained in this analysis has been obtained from various sources and reasonable care has been taken to ensure sources of data to be accurate and reliable. TrustPlutus is not responsible for any error or omission in the data or for any losses suffered on account of information contained in this analysis. While TrustPlutus has taken due care to ensure that all information provided is accurate however the company neither guarantees/warrants the sequence, accuracy, completeness, or timeliness of the aforesaid report. Neither TrustPlutus nor its affiliates or their directors, employees, agents or representatives, shall be responsible or liable in any manner, directly or indirectly, for views or opinions expressed in this analysis or the contents or any systemic errors or discrepancies herein or for any decisions or actions taken in reliance on the analysis. TrustPlutus does not take any responsibility for any clerical, computational, systemic or other errors in comparison analysis. TrustPlutus Family Office & Investment Advisers (1) Pvt Ltd is registered with the Securities and Exchange Board of India ("SEBI") as a non-individual entity under the SEBI Investment Advisers Regulations 2013 bearing registration code number INA000000557 (validity till 12/12/2023) having registered office at 108, Balarama, Bandra Kurla Complex, Bandra East, Mumbai-51 and correspondence address at 802, Naman Centre, G-Block, Bandra Kurla Complex, Bandra East, Mumbai-51, Telephone no. +91 22 62746000. Principal Officer is Mr. Sameer Kaul, Director. Contact Number 91 22 6274 6078, Email: sameer.kaul@trustplutus.com. SEBI local office address; SEBI Bhavan, Plat Number C4-A, G-Block, Bandra Kurla Complex, Bandra East, Mumbai-400051. The Advisory Services are being provided under the said license. The consent of the investor is mandatory before execution of any transaction.